INSTRUCTION FOR CORRECT INSTALLATION AND USE
THE SAFETY OF THIS FITTING CAN BE GUARANTEED ONLY IF THESE INSTRUCTIONS ARE OBSERVED, DURING BOTH INSTALLATION AND USE. PLEASE RETAIN THESE SAFETY INSTRUCTIONS.
ISTRUZIONI PER UNA CORRETTA INSTALLAZIONE E IMPIEGO
LA SICUREZZA DELL'APPARECCHIO È GARANTITA SOLO RISPETTANDO QUESTE ISTRUZIONI SIA IN FASE D'INSTALLAZIONE CHE D'IMPIEGO; È NECESSARIO CONSERVARLE.

CODICE / CODE	FINITURA / FINISHING	CARATTERISTICHE / TECHNICAL INFO
161003	BIANCO OPACO / MATT WHITE	220 / 240 V - 50 / 60 Hz - 5 W LED - 350 mA DC - 3000 °K CAVO BIANCO - ROSONE BIANCO WHITE CABLE - WHITE CEILING ROSE
161004	NERO OPACO / MATT BLACK	
161103	BIANCO OPACO / MATT WHITE	5 W LED - 350 mA DC - 3000 °K CAVO BIANCO - ROSONE BIANCO INSTALLAZIONE SU CARTONGESSO CON ROSONE A FILO E FISSAGGIO MAGNETICO. KIT INSTALLAZIONE OBBLIGATORIO INCLUSO DIMENSIONI TAGLIO CARTONGESSO 85 x 97 mm SPAZIO MINIMO INCASSO 120 mm TRASFORMATORE NON INCLUSO - VEDI PAG. 149 WHITE CABLE - WHITE CEILING ROSE INSTALLATION ON PLASTERBOARD WITH FLAT ROSE AND MAGNETIC FIXING. COMPULSORY INSTALLATION KIT INCLUDED PLASTERBOARD CUT-OUT 85 x 97 mm MINIMUM SPACE FOR MOUNTING 120 mm TRANSFORMER NOT INCLUDED - SEE PAGE 149
161104	NERO OPACO / MATT BLACK	

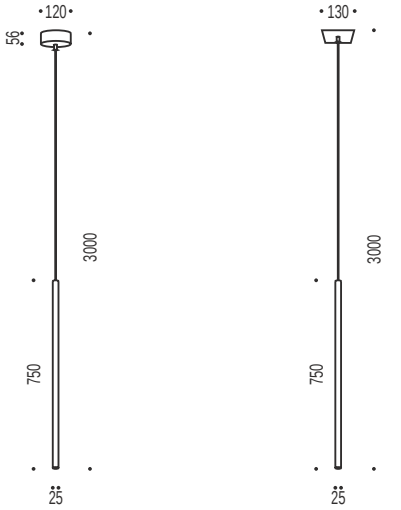



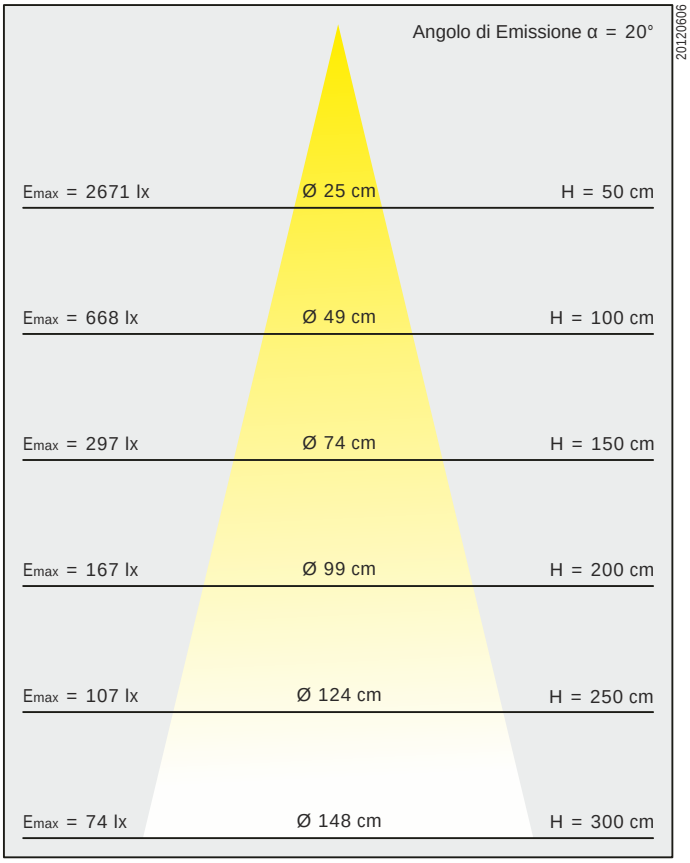

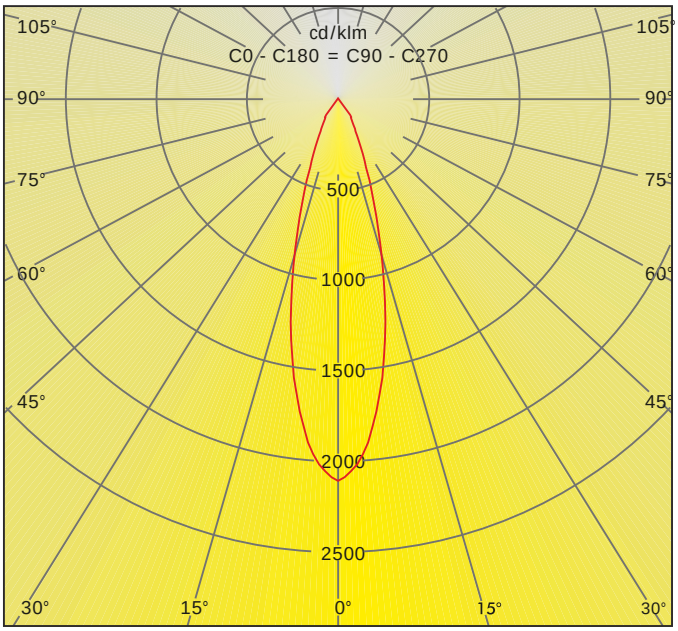

MISS 1 LED - MISS 2 LED
DESIGN OMAR CARRAGLIA - 2006

davide groppi

VIA BELIZZI 22-20/A
29122 PIACENZA
ITALIA
PHONE +39.0523.571590
FAX +39.0523.579768

SHOWROOM
VIA MEDICI 13
20123 MILANO
ITALIA
PHONE/FAX +39.02.72023238

WWW.DAVIDEGROPPI.COM
INFO@DAVIDEGROPPI.COM

CE IP 20

THIS PRODUCT MUST NOT BE DISPOSED OF WITH YOUR OTHER HOUSEHOLD WASTE
QUESTO PRODOTTO DEVE ESSERE SMALTITO MEDIANTE IMPIANTI DI RACCOLTA SPECIFICI